DISIBEINT

PAEA
DAEA
SAEA

CURRENT RELAY WITH TWO SET POINTS

Difference	Two independent set points. Measurement through internal shunt.
Measurement	AC single phase.
Operating principle	When the supply voltage is connected, if the measure current is less than the ones pre-set in each control, the relays remain released. When the measure current exceeds the pre-set values, each relay operates according its control, and remain so until the measure current goes below 10% of each pre-set value. When the supply voltage is connected, if the measure current exceeds the pre-set values, the relays operate instantaneously.
Leds indication	Power on: Green Relays on: Red
Relays	It is provided with two relays, each one related two a independent set point.
Currents greater than 5A	When currents greater than 5 A are to be controlled, one current transformer ratio X/5, class 1 must be used, where X is the closest value to the current to be controlled.
Hysteresis	10%. fixed.
Timing	No timing.

Reference

HOUSING		FUNCTION		OUTPUT		VOLTAGE	
P	Plug in	AE	Current relay with two independent set points	A	SPDT	024	24 VCA
D	DIN rail					110	110..125 VCA
S	Flushmounting					230	220..240 VCA
						400	380..415 VCA
						440	440 VCA
						901	15..70 VCA/CC
						902	60..240 VCA/CC

RANGES	RANGE	SHUNT	Imax.
1MA	0,1..1 mA	220 Ω	10 mA
5MA	0,5..5 mA	47Ω	20 mA
A02	2..20 mA	4,7 Ω	100 mA
A10	10..100 mA	1 Ω	500 mA
A20	20..200 mA	1 Ω	1 A
A50	50..500 mA	0,22 Ω	2 A
1A	0,1..1 A	0,1 Ω	4 A
2A	0,2..2 A	0,05 Ω	6 A
5A	0,5..5 A	0,02 Ω	10 A

To compose the reference, select one option of each column. Example: **PAEA 024 1MA**

Operating diagram

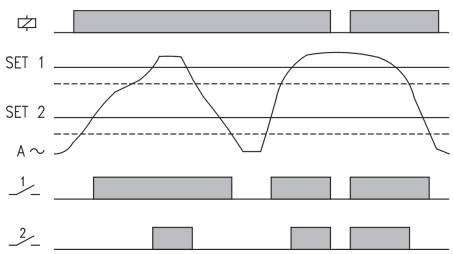

Buttons of adjust

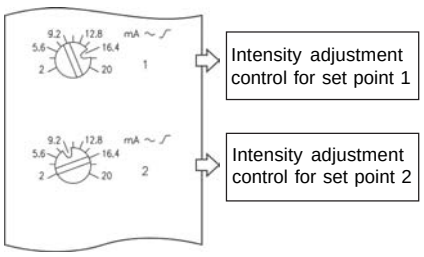

Connection diagram

PAEA

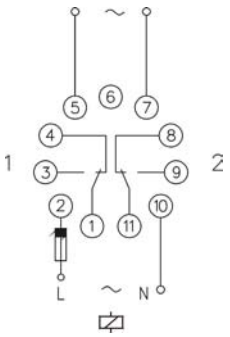

DAEA - SAEA

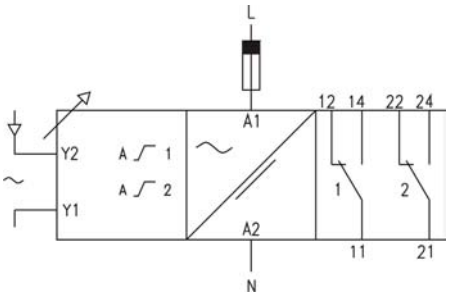

Output relays

		PAEA	DAEA	SAEA
		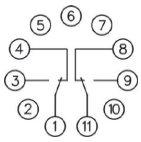	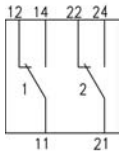	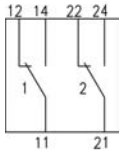
Resistive load	AC	10 A / 250 V	10 A / 250 V	10 A / 250 V
Resistive load	DC	0,4 A / 200 V 10 A / 24 V	0,4 A / 200 V 10 A / 24 V	0,4 A / 200 V 10 A / 24 V
Inductive load	AC	5 A / 250 V	5 A / 250 V	5 A / 250 V
Inductive load	DC	5 A / 24 V	5 A / 24 V	5 A / 24 V
Mechanical life		> 30 x 10^6 operations	> 30 x 10^6 operations	> 30 x 10^6 operations
Max. switching rate, mech.		72.000 operations / hour	72.000 operations / hour	72.000 operations / hour
Electrical life at full load		360 operations / hour	360 operations / hour	360 operations / hour
Contact material		AgNi 90/10	AgNi 90/10	AgNi 90/10
Maximum voltage		440 VAC	440 VAC	440 VAC
Operating voltage		250 VAC	250 VAC	250 VAC
Volt. between changeovers		2500 VAC	2500 VAC	2500 VAC
Voltage between contacts		1000 VAC	1000 VAC	1000 VAC
Voltage coil/contact		5000 VAC	5000 VAC	5000 VAC
Distance coil/contact		10 mm	10 mm	10 mm
Isolation resistance		> 10^4 MΩ	> 10^4 MΩ	> 10^4 MΩ

Supply

	CA		CACC	
	PAEA	DAEA - SAEA	PAEA	DAEA - SAEA
	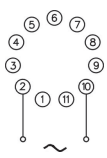	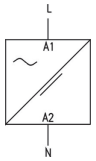	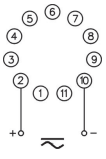	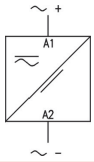
Galvanic isolation	Yes		No	
Frequency	50 / 60 Hz		-	
Operating margins	±10% -15%		±10%	
Positive	-		Terminal 2	
Protected polarity	-		Sí	

Constructive and anviromental data

	PAEA	DAEA	SAEA
Voltage phase-neutral	300 V	300 V	300 V
Overvoltage category	III	III	III
Rated impulse voltage	4 kV	4 kV	4 kV
Pollution degree	2	3	3
Protection	IP 20 B	IP 20	IP 20
Approximate weight	250 g	280 g	280 g
Storage temperature	-50ºC +85ºC	-50ºC +85ºC	-50ºC +85ºC
Operating temperature	-20ºC +50ºC	-20ºC +50ºC	-20ºC +50ºC
Humidity	30~85% HR	30~85% HR	30~85% HR
Housing	Cycoloy - Light grey	Cycoloy - Light grey	Cycoloy - Light grey
Socket	Lexan - Light grey	-	-
Leds cover	Lexan - Transparent	Lexan - Transparent	Lexan - Transparent
Button, terminal block, clip	Technyl - Dark blue	Technyl - Dark blue	Technyl - Dark blue
Pins of the socket	Nickel-plated brass	-	-
Pins of the terminal block	-	Brass	Brass
Approvals	Designed and manufactured under EEC standards. Electromagnetic compatibility , directives 89/366/EEC and 92/31/EEC. Electric safety, directive 73/23/EEC. Plastics: UL 91 V0		

Dimensions

PAEA	DAEA	SAEA
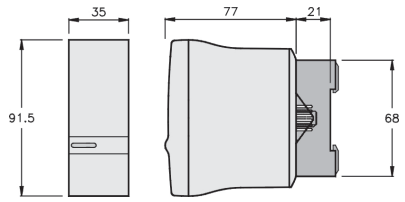	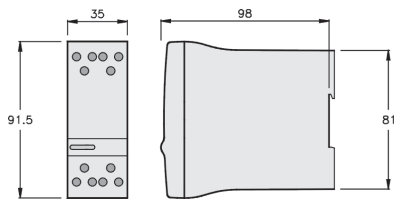	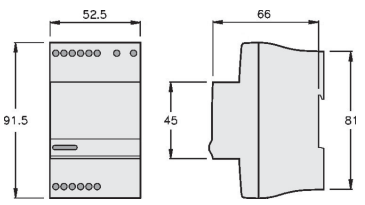

DISIBEINT ELECTRONIC SL
Segle XX, 91
E08032-Barcelona
T: +34 934 330 370
F: +34 934 354 532
www.disibeint.com
disibeint@disibeint.com