DISIBEINT

PVAA / PVAB
DVAA / DVAB
SVAA / SVAB

VOLTAGE RELAY

Difference	· Relay for maximum, minimum or threshold voltage. · Controls its own power supply.
Measurement	AC single phase
Operating principle	**Threshold -** Selector in "⎍" position. The relay remains operated while the value of the supply voltage is less than the maximum pre-set value or greater than the minimum pre-set value. If the supply voltage exceeds the maximum pre-set value of goes below the minimum pre-set value, the relay releases after the time pre-set in the time control. **Maximum or Minimum -** In the Maximum and Minimum modes, the relay works only in one of the two states, according to the selected one.
Function	The function mode is selected through the "⎍ - ⎍ - ⎍" rotary switch.
Leds indication	Power on: Green Relay on: Red
Regulation	±18% over the nominal voltage.
Hysteresis	1%. fix.
Timing	PVAA/B or DVAA/B: Delay on detection adjustable from 0 to 30 sec. SVAA/B: Delay on detection or on release adjustable from 0 to 30 sec.

Reference

HOUSING		FUNCTION		OUTPUT		VOLTAGE	MINIMUM (⎍)	MAXIMUM (⎍)
P	Plug-in	V A	Voltage relay	A	SPDT	024	19,68..23,28 VAC	24,72..28,32 VAC
D	DIN rail			B	DPDT	110	90,2..106,7 VAC	113,3..129,8 VAC
S	Flush mounting					230	188,6..223,1 VAC	236,9..271,4 VAC
						400	328..388 VAC	412..472 VAC

To compose the reference, select one option of each column. Example: **PVAA 230**

Operating diagram

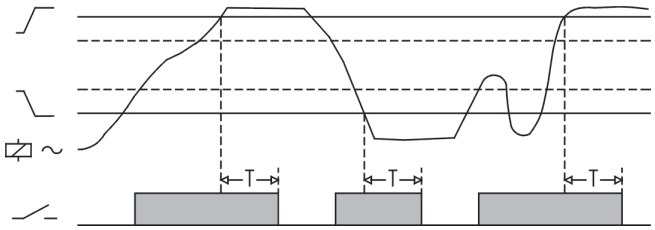

Adjustment buttons

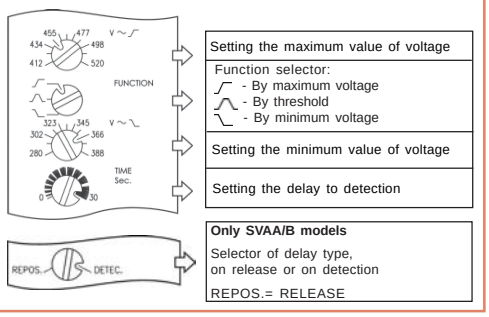

Connection diagram

PVAA / PVAB

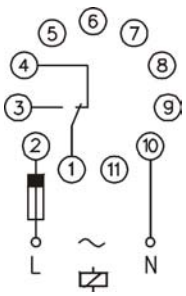

DVAA / DVAB - SVAA / SVAB

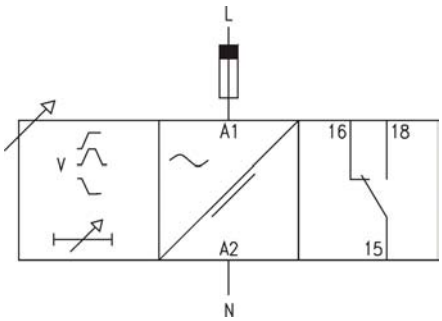

Output relays

		PVAA	PVAB	DVAA	DVAB	SVAA	SVAB
		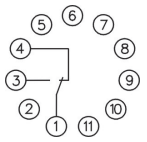	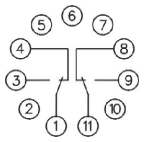	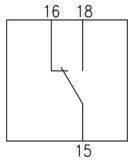	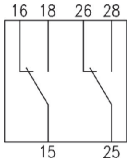	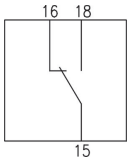	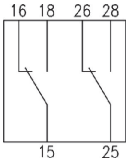
Resistive load	AC	10 A / 250 V	8 A / 250 V	10 A / 250 V	8 A / 250 V	10 A / 250 V	8 A / 250 V
	DC	0,4 A / 200 V 10 A / 24 V	0,25 A / 200 V 8 A / 24 V	0,4 A / 200 V 10 A / 24 V	0,25 A / 200 V 8 A / 24 V	0,4 A / 200 V 10 A / 24 V	0,25 A / 200 V 8 A / 24 V
Inductive load	AC	5 A / 250 V	2,5 A / 250 V	5 A / 250 V	2,5 A / 250 V	5 A / 250 V	2,5 A / 250 V
	DC	5 A / 24 V	4 A / 24 V	5 A / 24 V	4 A / 24 V	5 A / 24 V	4 A / 24 V
Mechanical life		> 30 x 10^6 operations		> 30 x 10^6 operations		> 30 x 10^6 operations	
Max. switching rate, mech.		72.000 operations / hour		72.000 operations / hour		72.000 operations / hour	
Electrical life at full load		360 operations / hour		360 operations / hour		360 operations / hour	
Contact material		AgNi 90/10		AgNi 90/10		AgNi 90/10	
Maximum voltage		440 VAC		440 VAC		440 VAC	
Operating voltage		250 VAC		250 VAC		250 VAC	
Volt. between changeovers		2500 VAC		2500 VAC		2500 VAC	
Voltage between contacts		1000 VAC		1000 VAC		1000 VAC	
Voltage coil/contact		5000 VAC		5000 VAC		5000 VAC	
Distance coil/contact		10 mm		10 mm		10 mm	
Isolation resistance		> 10^4 MΩ		> 10^4 MΩ		> 10^4 MΩ	

Supply

	AC	
	PVAA / PVAB	DVAA/B - SVAA/B
	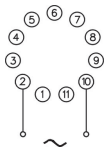	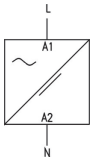
Galvanic isolation	Yes	
Frequency	50 / 60 Hz	
Operating margins	±10% -15%	
Positive	-	
Protected polarity	-	

Constructive and anviromental data

	PVAA / PVAB	DVAA / DVAB	SVAA / SVAB
Voltage phase-neutral	300 V	300 V	300 V
Overvoltage category	III	III	III
Rated impulse voltage	4 kV	4 kV	4 kV
Pollution degree	2	3	3
Protection	IP 20 B	IP 20	IP 20
Approximate weight	250 g	280 g	280 g
Storage temperature	-50ºC +85ºC	-50ºC +85ºC	-50ºC +85ºC
Operating temperature	-20ºC +50ºC	-20ºC +50ºC	-20ºC +50ºC
Humidity	30~85% HR	30~85% HR	30~85% HR
Housing	Cycoloy - Light grey	Cycoloy - Light grey	Cycoloy - Light grey
Socket	Lexan - Light grey	-	-
Leds cover	Lexan - Transparent	Lexan - Transparent	Lexan - Transparent
Button, terminal block, clip	Technyl - Dark blue	Technyl - Dark blue	Technyl - Dark blue
Pins of the socket	Nickel-plated brass	-	-
Pins of the terminal block	-	Brass	Brass
Approvals	Designed and manufactured under EEC standards. Electromagnetic compatibility , directives 89/366/EEC and 92/31/EEC. Electric safety, directive 73/23/EEC. Plastics: UL 91 V0		

Dimensions

PVAA / PVAB	DVAA / DVAB	SVAA / SVAB
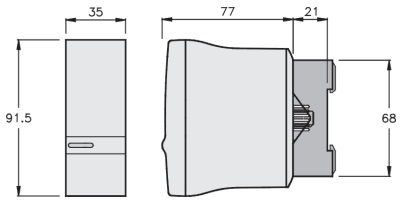	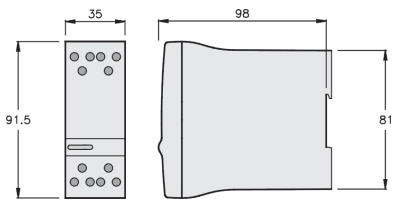	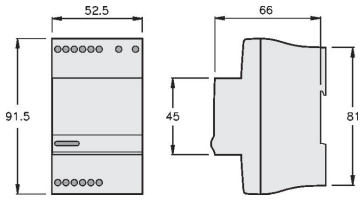

DISIBEINT ELECTRONIC SL
Segle XX, 91
E08032-Barcelona
T: +34 934 330 370
F: +34 934 354 532
www.disibeint.com
disibeint@disibeint.com